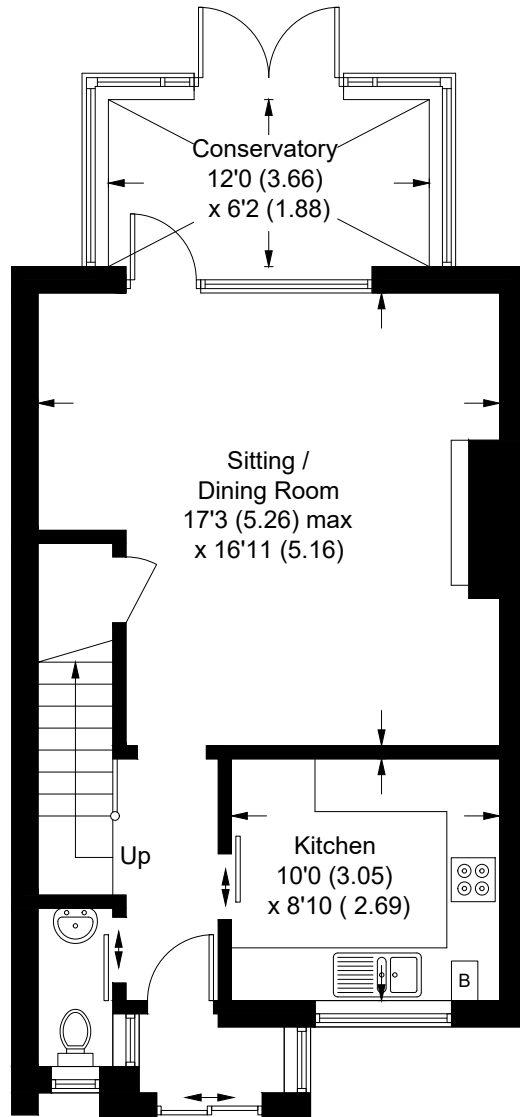

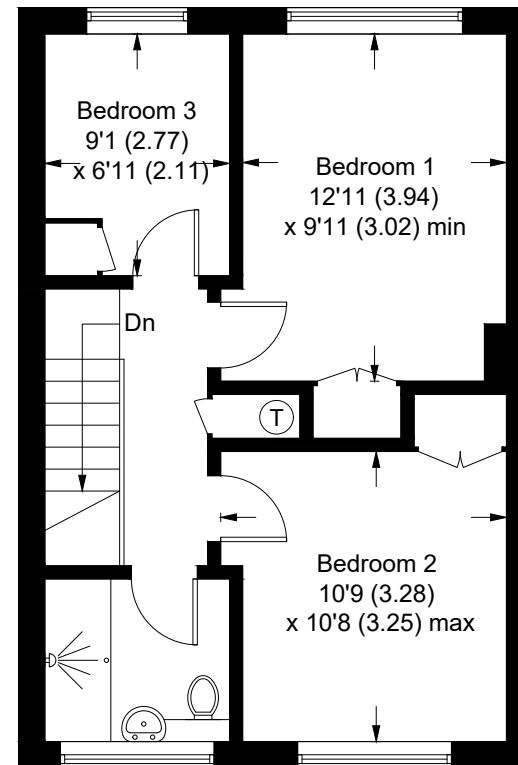


7, Mill Gardens, PO20 8PR

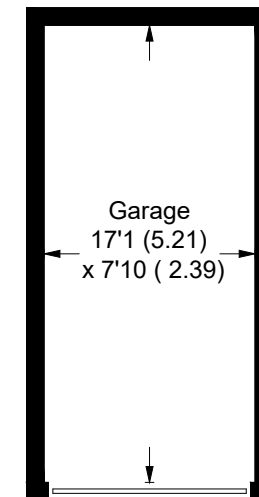
APPROXIMATE GROSS INTERNAL AREA = 1029 SQ FT / 95.6 SQ M
GARAGE = 134 SQ FT / 12.5 SQ M
TOTAL = 1163 SQ FT / 108.1 SQ M



GROUND FLOOR



FIRST FLOOR



(Not Shown In Actual
Location / Orientation)

This plan is for layout guidance only. Not drawn to scale unless stated. Windows and door openings are approximate. Whilst every care is taken in the preparation of this plan, please check all dimensions, shapes and compass bearings before making any decisions reliant upon them. (ID1218890)

Produced for Baileys Estate Agents